

IPOR releases Consolidated report of Punjab National Assembly Constituencies

Methodology:

Institute for Public Opinion Research (IPOR) conducted the Survey of National Assembly Constituencies of Punjab to gauge the political continuum of Punjab. The poll was conducted from April 15 to June 2, 2018 with sample of 200349 scientifically selected respondents with Margin of Error not more than $\pm 2\%$ at 95% confidence interval.

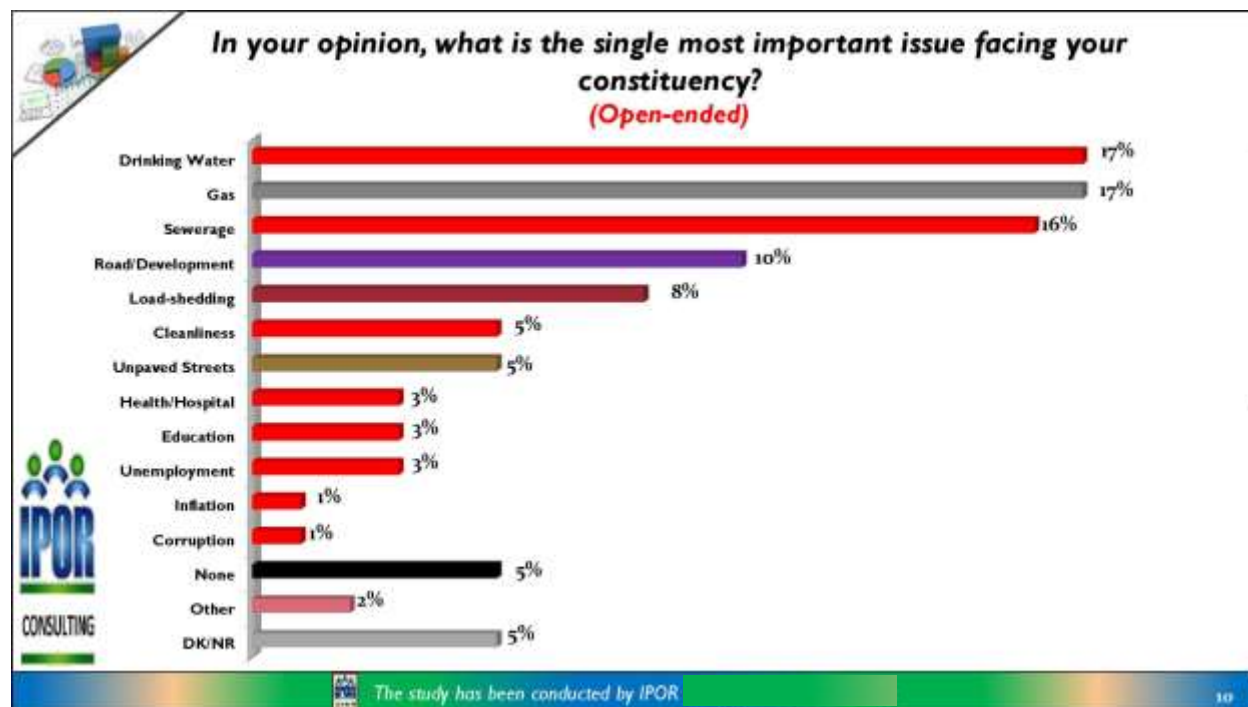
The important thing to keep in mind is that these are merged data of 141 NA constituencies of Punjab in which the survey universe was a national assembly constituency. The average sample was 1420 with the randomly selected respondents.

Demographics of the Survey:

68% Male and 32% Female voters were interviewed in this survey from across Punjab. Majority 46% of respondents from age group of 26-40, 23% from 18-25, 17% from 41-50 and remaining 13% from age bracket of 50 & above were interviewed in this survey.

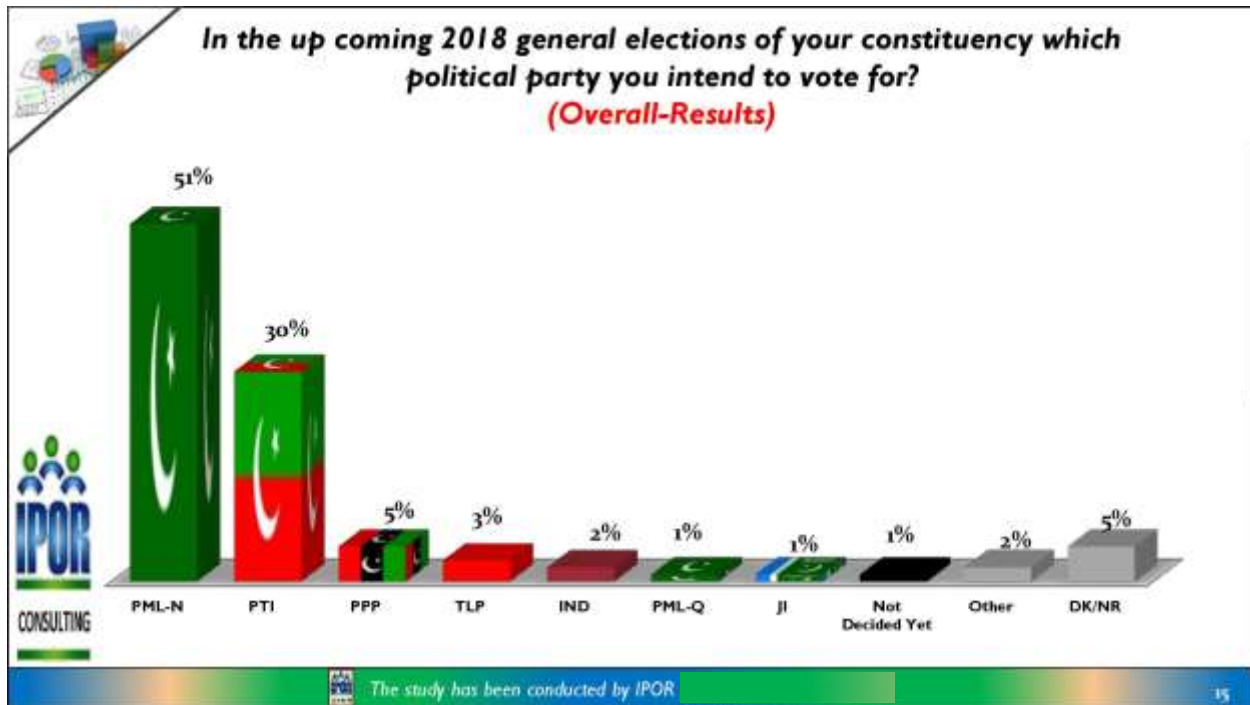
Single Most Important Issue of the constituency:

When asked in your opinion, what is the single most important issue facing your constituency? The respondents identified drinking water (17%), Gas (17%) and sewerage (16%) as top three issues facing their constituencies. While 10% said Road Development, 8% load shedding and 5% identified cleanliness as the single most important issue of their constituency.



Voting Intention:

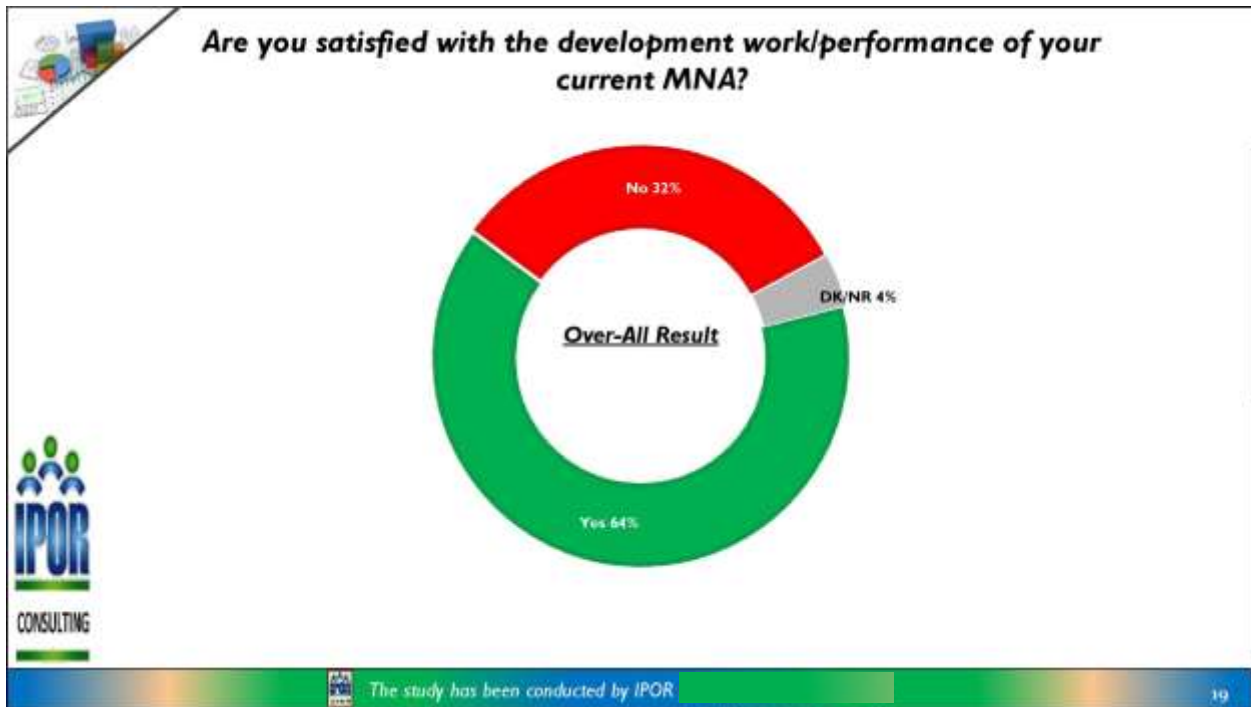
When asked in the upcoming 2018 general elections of your constituency which political party you intend to vote for? The majority 51% of the respondents showed their intention to vote for PMLN in upcoming 2018 general elections, 30% said they will vote for PTI, 5% said they will vote for PPP only 3% said they will vote for TLP, while 5% said they don't know or they have no response.



Performance of representatives:

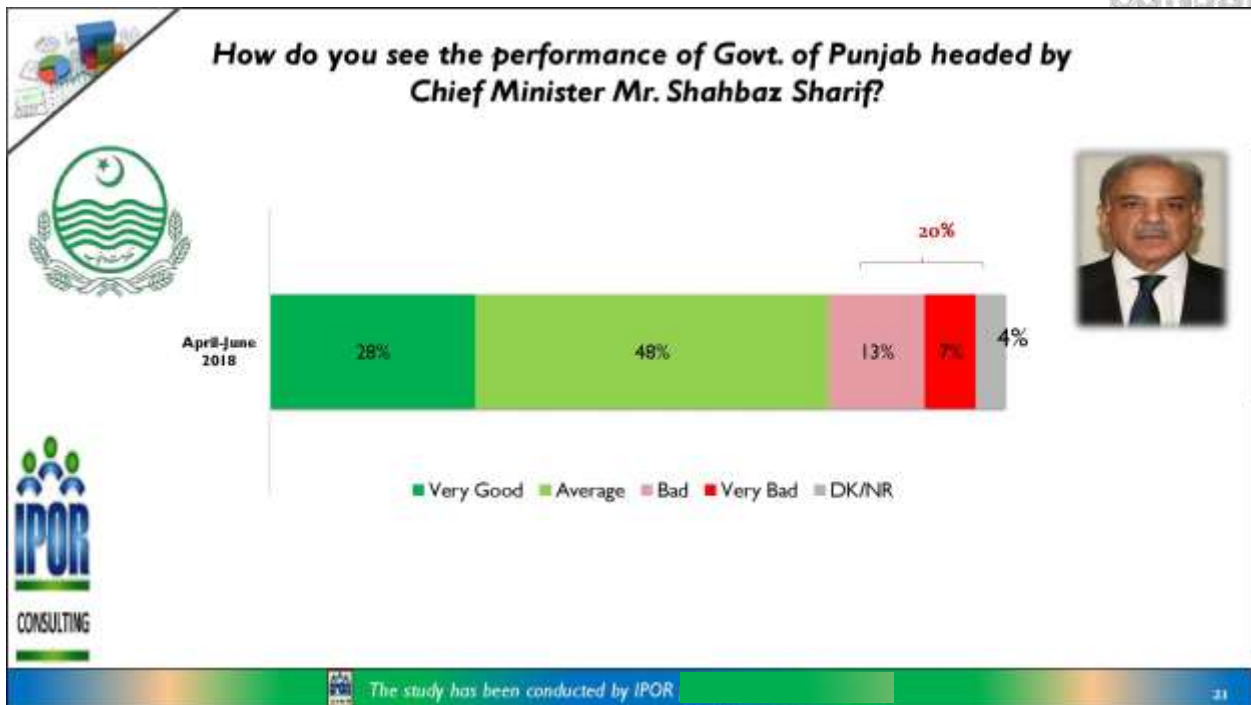
When asked are you satisfied with the development work/performance of your current MNA? The majority 64% expressed their opinion that they are satisfied with the development work/performance of their current MNA, while 32% said that they are not satisfied with the performance of their current MNA and 4% said they don't know or they have no response.

When asked are you satisfied with the development work/performance of your current MPA? The majority 63% expressed their opinion that they are satisfied with the development work/performance of their current MPA, while 29% said that they are not satisfied with the performance of their current MPA, whereas 8% said they don't know or they have no response.



Punjab Government Performance:

When asked how do you see the performance of Govt. of Punjab headed by Chief Minister Mr. Shahbaz Sharif? The 28% respondents rated the Punjab Government performance as “Very good”, 48% rated as “Average” and 20% rated as “Bad”.



Load Shedding in Last Five Years:

When asked do you think that the load-shedding in your area has significantly decreased in past five years? The majority 67% of the respondents said that the load shedding in their areas has significantly decreased in past five years, while 24% said that the load shedding has not decreased in past five years, whereas 8% said they don't know or they have no response.

